

WX15 Front Interface Module

WX15 with
MTX3 Chassis

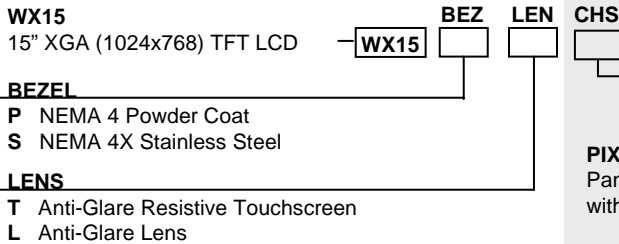


Industrial 15" Front Interface Module

The WX15 is a replacement front interface module for legacy webLink15F and paneLink15 systems. The WX15 can be connected to various Chassis Modules to form a complete industrial computer solution.

- Panel:** 15" TFT LCD
- Resolution:** XGA 1024 x 768
- Viewing Angle:** (h|v): -65/+65 | -60/+50
- Brightness:** 300 nits
- Bulb Life:** CCFT @ 50,000 Hours
- Lens:** Anti-Glare 5-Wire Resistive Touchscreen
OR Anti-Glare Lexan
- Contrast Ratio:** 450:1

Specifications & Configurator



AVAILABLE CHASSIS MODULES

Use specific chassis configurator to complete P/N

PIX Chassis - Compact
Panel PC modules available with 0,1 and 3 slot options.

PIX0



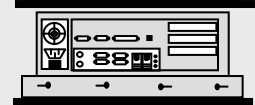
4.0"

PIX1



4.9"

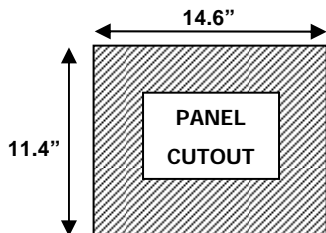
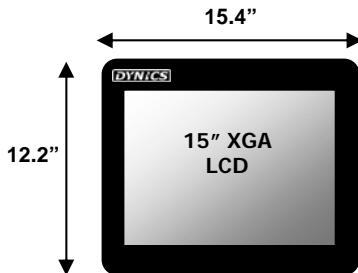
PIX3



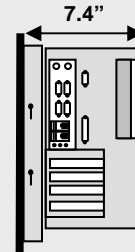
6.1"

Panel Mounting
Depths

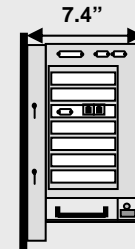
FRONT DIMENSIONS



MTX3 Chassis -
Active backplane system with 3 PCI slots.



FGX7 Chassis -
Passive backplane system with 1 PICMG/2 ISA/3 PCI slots and pull-out hard drive



Dynics Inc
4330 Varsity Drive
Ann Arbor MI 48108
734.677.6100

*Mounting depth is increased 0.60" with rear mounted thin CD/DVD drive
Illustrations are not to scale

Industrial Computer Module PIX

Industrial Computer System

Compact Industrial Panel Computer

The PIX modules are compact industrial computer systems that can be connected to various front interface modules or on its own to form a complete industrial computer solution.

CPU: Core 2 Duo, Pentium M, Celeron ULV

Memory: Up to 2.0 GB

Serial Ports: Up to Four RS-232 Ports

USB Ports: Four USB 2.0

Networking: One 1.0 Gb OR Dual 1.0 Gb

Video: One RGB Port, On-Board Configurable

Available Disk Drives: 2.5" IDE Drives, 2.5" Solid-State Drives

Keyboard/Mouse: Two PS/2 Ports

Expansion Slots: 0, 1 or 3 PCI Slots

Power Supply: 120-240 VAC

Temperature Specs: 0°-50°C (32°- 122°) operating
-25°-60°C (-4°-140°) non-operating

Relative Humidity: 10 ~ 95% non-condensing

Shock: 10G operating - 15G non-operating

Vibration: 1.0G from 57-2000 Hz operating
2.5G from 57-2000 Hz non-operating

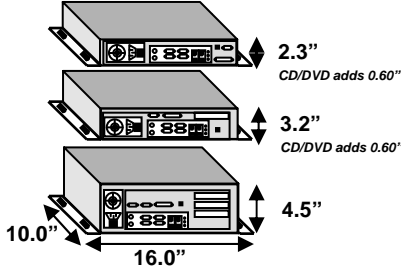


Specifications & Configurator


AVAILABLE FRONT INTERFACE MODULES	FRONT	CHS	SYS	CPU	OS	RAM	DRV	CF	CD	MNT
FX15 15" XGA TFT LCD FX17 17.1" SXGA TFT LCD FX19 19" SXGA TFT LCD FX20 20" UXGA TFT LCD IC15 15" XGA TFT LCD IC17 17.1" SXGA TFT LCD WX15 15" XGA TFT LCD WX17 17.1" SXGA TFT LCD INX6 10.4" VGA LCD Keypad INX9 12.1 SVGA LCD Keypad INX95 12.1 SVGA TFT LCD INX85 15" XGA TFT LCD AAT2 18.1" SXGA TFT LCD										
CHASSIS MODULE PIX0 Panel PC Module, 0 Slots, 90-265 VAC PIX1 Panel PC Module, 1 Slot, 90-265 VAC PIX3 Panel PC Module, 3 Slots, 90-265 VAC										
SYSTEM CONFIGURATION I1 Pentium M: 1.0 Gb Ethernet Port, 2 USB 2.0 Ports, 4 RS232 Ports, 2 PS/2, Audio I/O I6 Celeron: Ethernet Port, 2 USB 2.0 Ports, 1 RS232 Port, 2 PS/2, Audio I/O I7 Core 2 Duo: 2 1.0 Gb Ethernet Ports, 2 USB 2.0 Ports, 2 RS232 Ports, 2 PS/2, Audio I/O										
CPU CONFIGURATION S0 1.33 GHz Celeron 533MHz FSB (<i>I6 System</i>) M1 1.0 GHz Celeron ULV 400MHz FSB (<i>I1 System</i>) 61 1.6 GHz Pentium M 400MHz FSB (<i>I1 System</i>) TC 1.46 GHz Celeron M 533MHz FSB (<i>I7 System</i>) T0 1.6 GHz Core 2 Duo Mobile 533MHz FSB (<i>I7 System</i>) T2 2.16 GHz Core 2 Duo Mobile 667MHz FSB (<i>I7 System</i>)										
OPERATING SYSTEM XX No Operating System XP Windows XP Pro W2 Windows 2000 Pro EX Windows XP Embedded										
MEMORY K 256 MB DDR RAM P 1.0 GB DDR RAM L 512 MB DDR RAM R 2.0 GB DDR RAM (<i>Only I7 System</i>)										
INTERNAL DRIVE XX No Internal HD 8N 80GB 2.5" HD E9 16.0GB 2.5" Flash 4N 40GB 2.5" HD E8 8.0GB 2.5" Flash EA 32.0GB 2.5" Flash										
INTERNAL COMPACT FLASH CARD XX No Internal CF Card C5 1.0 GB Industrial CF C7 4.0 GB Industrial CF C4 512 MB Industrial CF C6 2.0 GB Industrial CF C8 8.0 GB Industrial CF										
CD CONFIGURATION N No CD Drive Z Slim DVD/CD-RW (<i>External Cover on PIX0 and PIX1</i>) B Slim DVD Burner (<i>External Cover on PIX0 and PIX1</i>)										
MOUNTING (Not applicable when used with front module) PM Panel Mount SM Slice Mount										

DIMENSIONS - Images not to scale

PANEL MOUNT



SLICE MOUNT



Dynics Inc
4330 Varsity Drive
Ann Arbor MI 48108
734.677.6100